


2SA950 TRANSISTOR (PNP)

FEATURES

- 1W Output Applications
- Complementary to 2SC2120



ORDERING INFORMATION

Part Number	Package	Packing Method	Pack Quantity
2SA950	TO-92	Bul	1000pcs/Bag
2SA950-TA	TO-92	Tape	2000pcs/Box

MAXIMUM RATINGS (T_a=25°C unless otherwise noted)

Symbol	Parameter	Value	Unit
V _{CB0}	Collector-Base Voltage	-35	V
V _{CE0}	Collector-Emitter Voltage	-30	V
V _{EB0}	Emitter-Base Voltage	-5	V
I _C	Collector Current -Continuous	-0.8	A
P _D	Collector Power Dissipation	600	mW
R _{θJA}	Thermal Resistance from Junction to Ambient	208	°C /W
T _J , T _{stg}	Operation Junction and Storage Temperature Range	-55~+150	°C

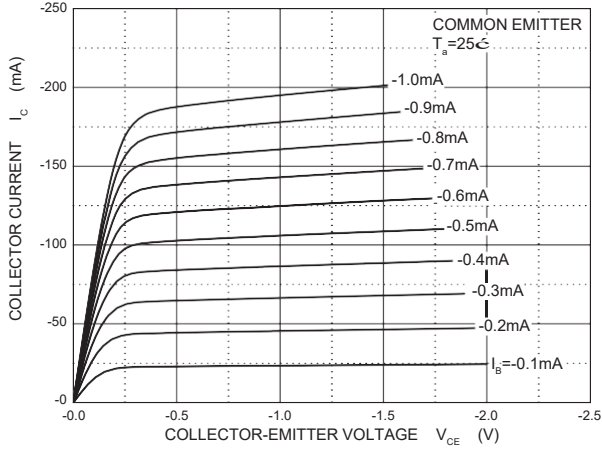
$T_a=25\text{ }^\circ\text{C}$ unless otherwise specified

Parameter	Symbol	Test conditions	Min	Typ	Max	Unit
Collector-base breakdown voltage	$V_{(BR)CBO}$	$I_C = -0.1\text{mA}$, $I_E = 0$	-35			V
Collector-emitter breakdown voltage	$V_{(BR)CEO}$	$I_C = -10\text{mA}$, $I_B = 0$	-30			V
Emitter-base breakdown voltage	$V_{(BR)EBO}$	$I_E = -0.1\text{mA}$, $I_C = 0$	-5			V
Collector cut-off current	I_{CBO}	$V_{CB} = -35\text{V}$, $I_E = 0$			-0.1	μA
Emitter cut-off current	I_{EBO}	$V_{EB} = -5\text{V}$, $I_C = 0$			-0.1	μA
DC current gain	$h_{FE(1)}$	$V_{CE} = -1\text{V}$, $I_C = -100\text{mA}$	100		320	
	$h_{FE(2)}$	$V_{CE} = -1\text{V}$, $I_C = -700\text{mA}$	35			
Collector-emitter saturation voltage	$V_{CE(sat)}$	$I_C = -500\text{mA}$, $I_B = -20\text{mA}$			-0.7	V
Emitter-base voltage	V_{BE}	$V_{CE} = -1\text{V}$, $I_C = -10\text{mA}$	-0.5		-0.8	V
Collector Output Capacitance	C_{ob}	$V_{CB} = -10\text{V}$, $I_E = 0$ $f = 1\text{MHz}$		19		pF
Transition frequency	f_T	$V_{CE} = -5\text{V}$, $I_C = -10\text{mA}$		120		MHz

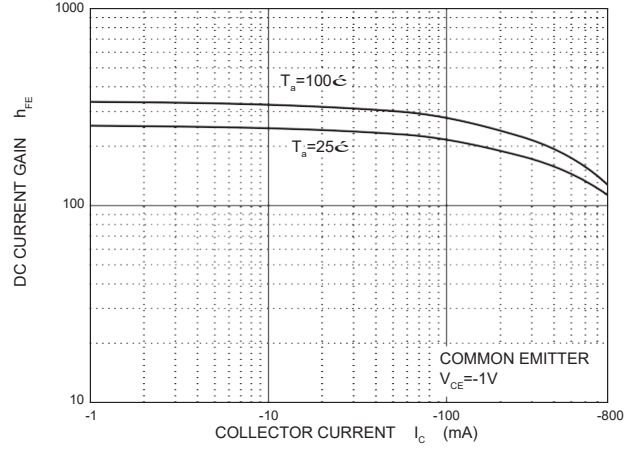
CLASSIFICATION OF $h_{FE(1)}$

Rank	O	Y
Range	100-200	160-320

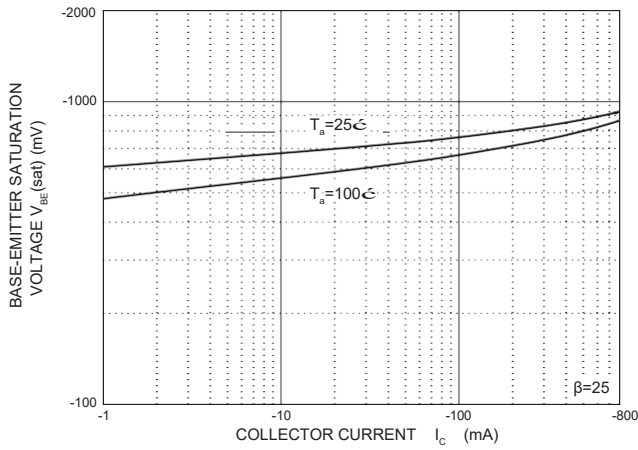
Static Characteristic



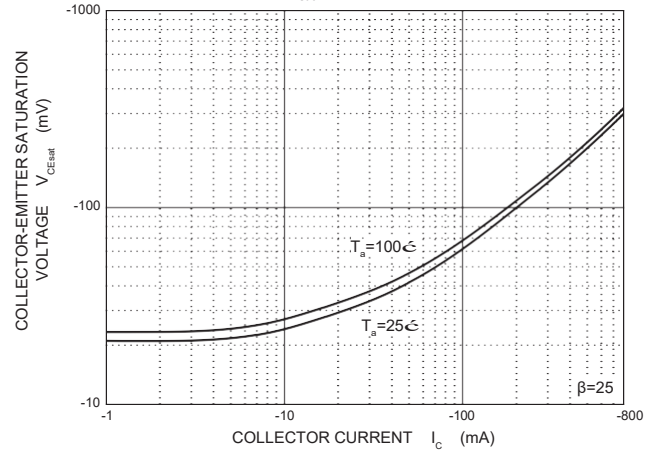
h_{FE} — I_c



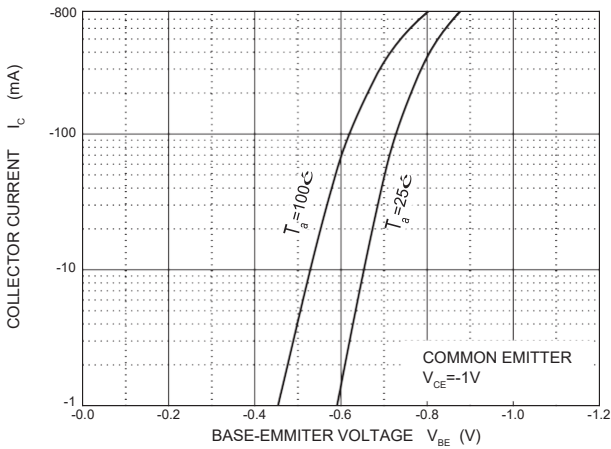
V_{BEsat} — I_c



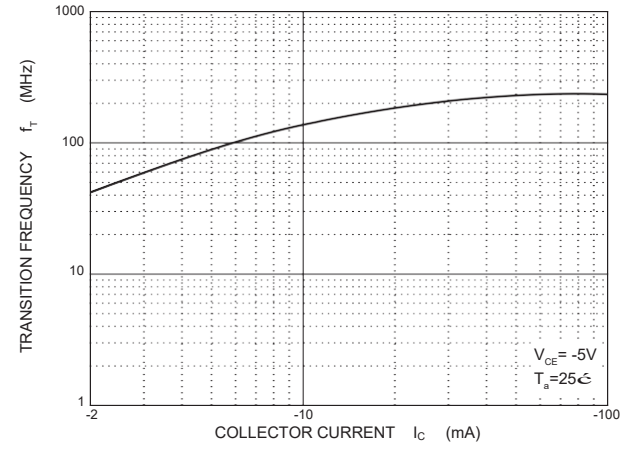
V_{CEsat} — I_c



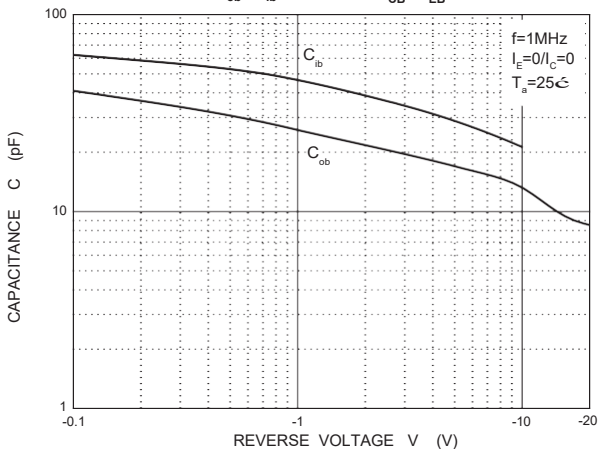
I_c — V_{BE}



f_T — I_c



C_{ob}/C_{ib} — V_{CB}/V_{EB}



P_c — T_a

